

Church Sunday School for grades 1-5 for May 24, 2020

Modified from the curriculum *Whole People of God*

**Theme: Moving in the Spirit**

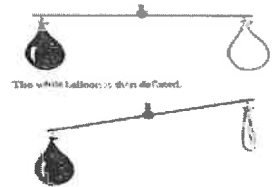
**Prepare these materials in advance**

1. Bring materials needed for Experiment activities in Introducing the Theme.
2. Cut out the 6 symbols and the sign from a copy of the activity sheet "Pentecost Journey Mobile."
  - a. Materials: hangers, lengths of yarn, Scotch tape, markers or crayons (to color)
  - b. As you create during the reading, attach a different length of yarn to each symbol.

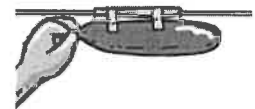
**Read:** Acts 1:6–14

**Introduce the theme:**

1. **Read poem:** We can't see the wind but we know it's there 'cause it rustles the leaves and blows our hair. God's Spirit is with us, we know that's true, and people can see it in the things that we do.
2. **Experiment with wind by completing one or both of these activities:**
  - a. **Balloon Balance:** Tie a string in the middle of a straight stick. Tape 2 deflated balloons to the stick (one on either end) so that the stick will still be balanced. What will happen when air is blown into one of the balloons and taped back on the stick in the same place?



- b. **Jet Balloon:** Blow up an oval or elongated balloon and close the end of it with a binder clip. Tape a straw onto the balloon. Attach one end of a long piece of string to a chair. Thread the other end of the string through the straw on the balloon and pull the string tight. What will happen when the clip is taken off the balloon?



**Now Explore the Theme:** Read the next page and complete the Mobile while reading. It's okay to take time to color each piece as you read the lesson.

**Exploring the Theme** (Complete the art project mobile while reading) We can't see our breath and we can't see the wind but we can see the effects of their power. God's Spirit is like breath and like wind. We can't see it but we can feel its power. We have been learning about what happened to Jesus' followers after Pentecost. Today we are going to go back to the first Easter and hear what happened during the fifty days between Easter morning and Pentecost morning. (Tape the "Pentecost Journey" sign over the mobile hanger.)

**The Journey to Pentecost Resurrection:** (tie or tape the sunrise to the mobile hanger.) Two days after Jesus died, Jesus' followers heard incredible news. The women who had gone at sunrise to visit Jesus' tomb had found the tomb empty. What had happened? (Jesus had risen – he was alive in a new way.) At first, the women didn't understand why the tomb was empty. An angel told them that Jesus had risen and as they ran to tell the other disciples, Jesus appeared to them on the road. Jesus really was with them again!

**Sharing Supper:** (tape the food tray to the mobile hanger.) Later, 2 other disciples, Cleopas and a friend, met a traveller on the road to their home in Emmaus. They invited the traveller to continue their conversation over supper at their home. Cleopas asked the visitor to say a prayer before they ate their meal. When the visitor picked up the bread, thanked God for it and broke it to share with them they suddenly recognized the stranger – it was really Jesus! Then Jesus disappeared.

**The Locked Door:** (tape the door to the mobile hanger.) The disciples were in hiding in Jerusalem. They were confused and frightened. They didn't understand what had happened to Jesus. The women and the disciples from Emmaus had said that Jesus was alive again but that was hard to believe. The disciples locked the doors and windows – they feared arrest because they had been friends of Jesus. That night Jesus mysteriously appeared in the room


with them! How did he get in? They were amazed and excited to know that he really was alive again. He reminded them that God still loved them. He told them to spread the good news about what they had seen and heard.

**Ascension:** (tape the cloud to the mobile hanger.) Many days after Easter morning, Jesus was walking with his friends. He told them that it was now time for him to leave them and to go and be with God. He reminded them that he was counting on them to carry on his work in the world. Jesus could see that they were feeling very sad. He promised that God's Holy Spirit would come to be with them to be their helper. He stood quietly with them for a few minutes. Then he was hidden by a cloud and they saw him no more. His friends missed him very much but they knew that he had gone to be with God.

**Pentecost:** (tape the dove and flames to the mobile hanger.) It was the time of the special holiday festival called Pentecost. The word Pentecost means the 50th day. For the Jewish people it was the 50th day since their last holiday festival, called Passover, which Jesus had shared with his friends just before he died. The disciples were feeling lonely. They missed having Jesus there. Then something wonderful happened. When they were all gathered together, there was a strange noise, like the rushing of a giant wind. They each felt a special warmth growing and glowing inside of them. It made them feel happy and full of courage. Then they remembered that Jesus had told them he would send God's Holy Spirit to be their helper. They felt the Holy Spirit calling them to go out and share the Good News of God's love with others. And that is how the Christian church began. On Pentecost Sunday, we celebrate both the beginning of the Christian church, and we celebrate that God's Spirit is with each one of us too.


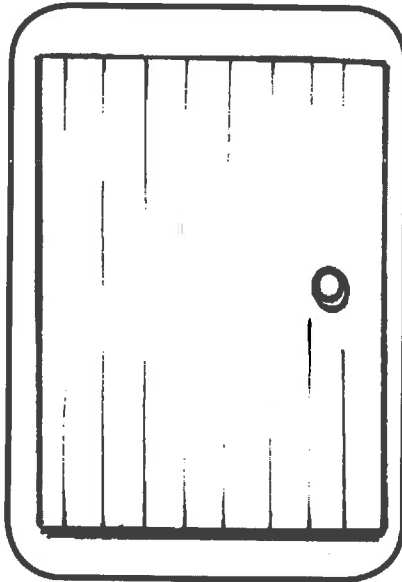
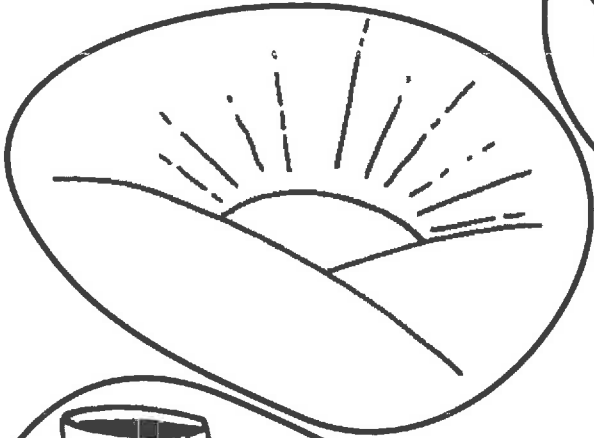


### **Craft Activity: Spirals**

1. **Materials:** lightweight 6" cardboard circles; craft sticks or chopsticks; orange, red, and yellow tissue paper; markers or crayons.
2. Read John 17:11.
3. **Art instructions:**
  - a. Print the words "Come Holy Spirit, make us one" in a wide spiral on the paper plate, beginning on the outside edge. Repeat if necessary.
  - b. Cut along the spaces between the printed spiral.
  - c. Tape the inside end of the spiral to a popsicle stick or chopstick.
  - d. Attach small spirals of tissue paper to the spiraling message.
4. **Idea:** save spirals to wave during recorded worship next week as a Pentecost parade.



**Closing Prayer:** O God, Jesus said he would send us a helper. Come, Spirit come. A helper to strengthen us and guide us. Come, Spirit come. We are not alone. God's Spirit is with us. Come, Spirit come. Amen.

# Pentecost Journey Mobile



# PENTECOST JOURNEY

May 24, 2020

Primary Activity Sheet

### Instructions:

Colour and mount on construction paper, or copy onto cardstock. Cut out.